


HOW TO UPDATE YOUR EMERGENCY LOCATION INFORMATION

1



Account Login

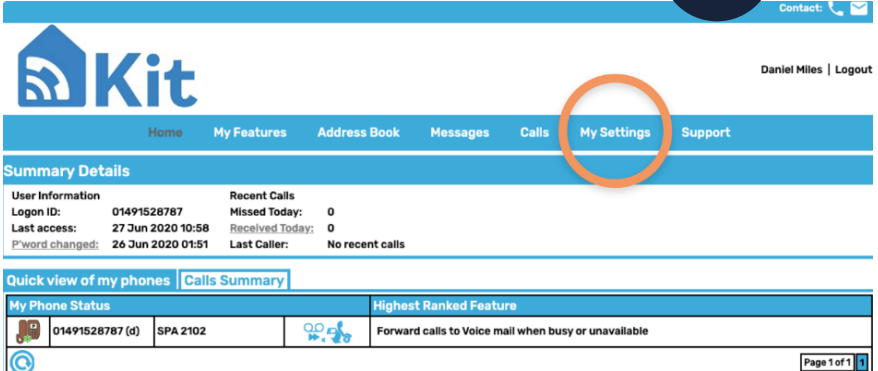
Username:

Password:

[Forgot password?](#)

To check your current Emergency Location Details log into your portal.

2



Kit Hub Portal dashboard showing navigation tabs: Home, My Features, Address Book, Messages, Calls, **My Settings**, Support.

Summary Details


User Information	Recent Calls
Logon ID: 01491528787	Missed Today: 0
Last access: 27 Jun 2020 10:58	Received Today: 0
P*word changed: 26 Jun 2020 01:51	Last Caller: No recent calls

Quick view of my phones | **Calls Summary**

My Phone Status	Highest Ranked Feature
01491528787 (d) SPA 2102	Forward calls to Voice mail when busy or unavailable

Once logged in to your Kit Hub Portal. Click on "My Settings".

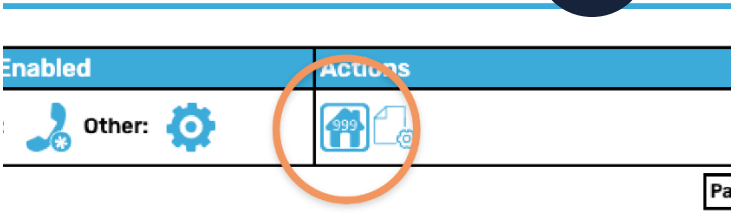
3



My Settings page with tabs: Summary, Security, My Phone Status, My Features, Address Book, Messages, Calls.

Then click on "Summary".

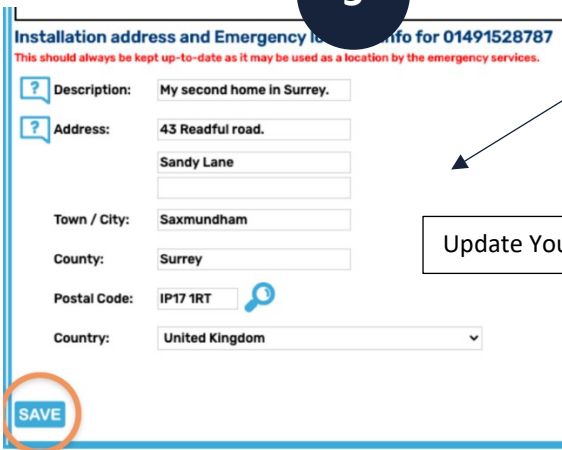
4



Summary page showing 'Enabled' and 'ACTIONS' sections. The house icon in the actions box is circled.

Then click on "The house icon In the actions box".

5



Installation address and Emergency Location info for 01491528787

This should always be kept up-to-date as it may be used as a location by the emergency services.

Description: My second home in Surrey.

Address: 43 Readful road.
Sandy Lane

Town / City: Saxmundham

County: Surrey

Postal Code: IP17 1RT

Country: United Kingdom

SAVE

Update Your contact details and click "Save".